J. Dankert

Finite-Elemente-Baukasten FEMSET

25.04.2004

RAHMEN2D

FEM-Berechnungsmodell

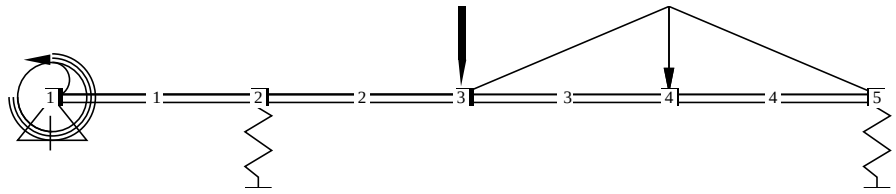

Knotenlasten

Knoten	Kraft Fx	Kraft Fy	Moment M
1	0.000000000	0.000000000	10000.00000
3	0.000000000	-100.0000000	0.000000000

Element-Parameter

Elemt.	Bieg.-St. EI	Dehn-Stf. EA	Lin.-Last Q1	Lin.-Last Q2
1	8000000000	8000000000	-0.012262500	-0.012262500
2	8000000000	8000000000	-0.012262500	-0.012262500
3	8000000000	8000000000	-0.012262500	-1.012262500
4	8000000000	8000000000	-1.012262500	-0.012262500

Knotenverformungen

Knoten	Verschiebung u	Verschiebung v	Biegewinkel phi
1	0.000000000	0.000000000	-0.030156309
2	0.000000000	-34.95598789	-0.043994119
3	0.000000000	-82.15561511	-0.040334061
4	0.000000000	-98.86243081	0.011527702
5	0.000000000	-64.72446836	0.046516693

Schnittgroessen

Element	Knoten	Normalkraft	Querkraft	Biegemoment
1	1	0.000000000	-197.3144414	-10001.50782
	2	0.000000000	-209.5769414	-213447.1993
2	2	0.000000000	489.5428164	-213447.1993
	3	0.000000000	477.2803164	269964.3672
3	3	0.000000000	377.2803164	269964.3672
	4	0.000000000	-134.9821836	474446.7669
4	4	0.000000000	-134.9821836	474446.7669
	5	0.000000000	-647.2446836	0.000000000

Verformtes System

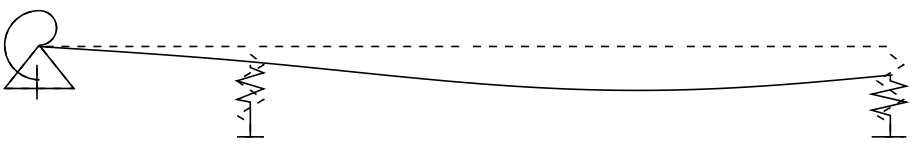

Verschiebungen 2.8-fach vergroessert
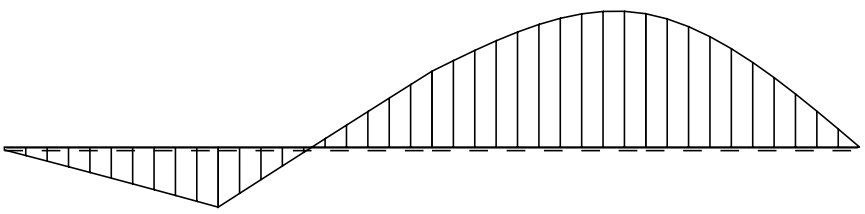
Biegemoment